

“Do you have..?” GO FISH: A game to practice “have” in questions

Directions for the teacher:

STEP 1 – Copy one set of cards for each small group of 3-4 students. The groups must be seated at a table or around a central desk. TIP: Store each set of cards in a small plastic bag.

STEP 2 – Each student will begin the game with 7 cards. The remaining cards will be placed face down in a pile in the center of the table. Ask the students to make matches with the cards they have, placing each match facing upward on the table. As matches are made, they must state a full sentence, using the verb *have*: “I have blue pens.”

STEP 3 – Moving clockwise, each player will ask another student of their choice for a card in order to make a match: “Do you have coins?” If the second student has the card requested, then s/he must give it to the first with an affirmative short answer: “Yes, I do.” The first student makes the match: “I have coins.” If the second student doesn’t have the card requested, then s/he answers in the negative: “No, I don’t.” The first student then draws one card from the pile. Regardless of whether a match is made, the next student takes his/ her turn.

STEP 4 – The game ends when one player has no cards left or no cards are left in the center pile. The player with the most matches wins.


SUGGESTION: After the game ends, ask the students to refer to their matches in order to respond to the following prompts. (Act out the prompts as you state them.) If a student has the appropriate item to perform the activity, s/he responds by using *I have (...)*.

TEACHER’S PROMPT	STUDENTS’ POSSIBLE RESPONSES
• Let’s write.	> Okay. I have a pen. / I have paper.
• Let’s read.	> Yes. Let’s read. I have a book.
• Let’s shop on the Internet.	> All right. I have a credit card.
• I want some gum.	> Here. I have gum.
• I need to call home. I don’t have a cell phone.	> Here. I have a cell phone.
• I don’t understand a new word.	> It’s okay. I have a dictionary.
• I can’t see. It’s very sunny.	> Here. I have sunglasses.
• I want to look at my face.	> Here. I have a mirror.
• Let’s buy some candy.	> Okay. I have some coins.
• I’m hungry.	> Here. I have some grapes.
• The door is locked. Let’s open it.	> I have the key.
• Let’s have a party!	> Okay! I have a big house.
• Where can I put my coins?	> Here. I have a purse.
• Let’s draw a picture.	> I have a pencil. / I have a marker.






















"Do you have..?" GO FISH: A game to practice "have" in questions

[One set = 39 cards]



 BLUE PEN	 BLACK PEN	 PENCIL
 BLUE PEN	 BLACK PEN	 PENCIL
 BOOK	 CELL PHONE	 CREDIT CARD
 BOOK	 CELL PHONE	 CREDIT CARD
 GUM	 DICTIONARY	 SUNGLASSES
 GUM	 DICTIONARY	 SUNGLASSES

"Do you have..?" GO FISH: A game to practice "have" in questions

 MIRROR	 COINS	 PAPER
 MIRROR	 COINS	 PAPER
 GRAPES	 KEY	 BIG HOUSE
 GRAPES	 KEY	 BIG HOUSE
 PURSE	 RED MARKER	 BOOK
 PURSE	 RED MARKER	 KEY
 GRAPES	 COINS	 MIRROR

“Do you have..?” GO FISH: A game to practice “have” in questions